



# SLURRY TANKER

BROCHURE





## Vacuum Range

SA-S	Single Axle Standard	04
SA-R	Single Axle Recessed	05
TD-S	Tandem Axle Standard	06
TD-R	Tandem Axle Recessed	08
TRI-S	Tridem Axle Standard	10

## Options List

Pumping Power	12
Pack your Pump	13
Spread Anywhere, Anytime	14
Autofill & Turbofill	16
Lighting & Safety	17
Final Touches	18

## Slurry Applicators

Vogelsang Dribble Bar	20
Vogelsang Macerators	21
Bomech Disc Injector	21
Bomech Trailing Shoe	22
AgQuip Dribble Bar	24
AgQuip Trailing Shoe	25
Applicator Accessories	25

## Tyres & Technical

Tyres	26
Technical	28
Contact Us	31







# HiSpec Engineering

Established in 1988, HiSpec Engineering Ltd is a family owned and run company based in Co. Carlow, Ireland. Since the company's inception we have grown progressively and established a solid reputation throughout the agricultural industry as a manufacturer and supplier of high quality machinery. Our core activity is centred on the design, manufacturing and maintaining of high quality innovative and reliable machinery for use throughout the agricultural industry.

We are a company that are proud of the dependable and honest reputation we have built throughout our time to date and aim in continuing to grow a sustainable business that will continue to benefit the national and international communities.

A key ingredient in allowing HiSpec Engineering to be successful in its operations comes from its family run origins, which provides the benefit of a hands on owner/management approach in all our activities, linking closely to our most valuable asset, our people, who bring a vast amount of experience and skill, many of whom have been with HiSpec since our establishment.

HiSpec Engineering has invested heavily in our production facilities in order to provide their customers with the highest quality products. We have established a strong core dealer network throughout Ireland and the UK. We also manufacture and distribute agricultural machines to various countries around the world. Our staff remain committed to ensuring that you always receive the best quality and service from HiSpec and this dedication to our work helps us to manufacture in excess of 1,000 machines per year.

We are focused on improving ourselves and our products and we are always looking to establish greater efficiencies to ensure that HiSpec maintains its reputation as a market leader in manufacturing high quality products.

# SA-S

## Single Axle - Standard

The SA-S vacuum tanker series from HiSpec is designed to meet the needs of the smaller farmer. The SA-S range is a non-recessed vacuum tank where the wheels are located outside of the barrel. Capacities from 800 to 2000 gallons (3,637 to 9,092 litres) ensure plenty of choice.

A 9000 litre Jurop pump is fitted as standard across the SA-S range. The most popular choice of wheel for the SA-S range is the 550/60-22.5 FL648 which has excellent flotation properties, with the 21.3 x 24 tractor grip tyre more popular for sloped ground.



# SA-R





## Single Axle - Recessed

All HiSpec tanker models are manufactured using 6mm high quality British steel and fitted with internal implosion rings to produce the strongest tank on the market. Complete chassis support is also provided as standard with all models. All HiSpec tanks are fully supported over the entire barrel; this reduces stress points and ensures that the full weight of the tank is carried evenly to the ground.



All HiSpec tanks are fitted with Jurop vacuum pumps as standard. Jurop pumps are widely regarded as faster and more powerful compared to other models; because of these reliable characteristics, HiSpec have been using Jurop pumps for in excess of 20 years.

SA-R models on Alliance 750 tyres (28.1's) or larger are manufactured using a high speed stepped commercial axle. This results in the rear of the tanker being lower to the ground than competitors. The stepped axle dramatically reduces the overall height of the tanker and improves stability. The stepped axle is fitted with 420x180 commercial brakes as standard and together with high quality Alliance tyres, you have the smoothest and safest tanker on the road.





# TD-S

## Tandem Axle - Standard



TD-S tankers offer greater carrying capacities than single axle tankers. With a greater demand for improved efficiency, contractors are turning more towards tandem axle tankers. With capacities from 2000 to 4000 gallons (9,092 to 18,184 litres), travel times can be greatly reduced.

TD-S tankers are fitted as standard with a sprung drawbar, swivel hitch and commercial bogie tandem axle for operator comfort. Reinforced internal baffles prevent slurry surge, and a fully supported chassis unique to HiSpec ensures a completely smooth ride. For manoeuvrability with these larger capacities, TD-S tankers are supplied with rear steering as standard to aid turning and reduce soil damage.

For safety and speed, high speed commercial axles can be fitted with air brakes to improve stopping distances. Air over hydraulic braking allows the tanker to be used with any tractor and ensures that adequate braking is applied with increased speed. Larger 420x180 brake shoes are supplied as standard.

Tyre choice has become one of the most important factors when considering your tandem tank. TD-S tanks have a wide range of options to suit both field and road use.

Fitted as standard on 560/60–22.5 BKT FL630 tyres, we can offer multiple options in either 22.5 or 26.5 sizes. The larger 26.5 tyres offer lower rolling resistance, reduced wear and improved control with the BKT FL630 tyres (field) and BKT Ridemax FL690M (road) patterns becoming increasingly popular. Other options are also available to suit your individual needs.









TD-R






## Tandem Axle - Recessed

TD-R tankers from HiSpec are designed for high-use premium contractors. A sprung drawbar, four large radial 30.5 tyres and high speed commercial sprung axle complete with rear steering are all fitted as standard ensuring TD-R tankers can travel anywhere, and get there fast. Capacities from 3000 to 4000 gallons (13,638 to 18,184 litres) are easily carried to ensure TD-R tankers float across the field and from one job to the next.

TD-R tankers are particularly adept where contractors want to overcome all obstacles. TD-R tankers have the wheels recessed into the tanker to keep the width of the tankers as narrow as possible whilst also providing maximum tyre to ground coverage. The tyres also have the added benefit of travelling easily over land with minimal compaction.

TD-R tankers are fitted as standard on 750/60 R30.5 BKT Ridemax tyres to suit intensive road usage, with Trelleborg twin radial tyres also becoming a popular upgrade. The high speed tyres allow rapid travel to and from the pit to ensure as much time as possible is spent spreading.





**TRI-S**





## Tridem Axle - Standard

HiSpec has developed the TRI-S range of tankers for when carrying capacity is the main concern. Capacities are available between 4000 and 5000 gallons (18,184 to 22,730 litres). TRI-S tankers use three large commercial high speed axles to carry this extra weight.

To aid manoeuvrability with the TRI-S range, both the front and rear axle provide passive steering. A large Jurop 11000 litre pump is provided as standard for powerful filling.

600/50 – 22.5 flotation tyres are also provided as standard for field use with other tyre options available to suit alternative road applications.





## Ultimate in Suction & Transfer

Powerful filling...



### JUROP PUMPS - Working for you

HiSpec vacuum tanks use high quality Jurop pumps across our entire range. Designed and manufactured in their state of the art factory in Italy, Jurop pumps are recognised as the fastest and most powerful available today. Thanks to technologies and quality of materials used, Jurop pumps can operate in any environment. Each pump is assembled according to Jurop's methodical standards and is carefully tested and checked. PTO driven as standard, Jurop pumps provide the most efficient method of filling or emptying your tank.

Jurop pumps have a worldwide reputation for quality and minimal maintenance. Parts and service are available locally, and the premium build of Jurop pumps ensures an extremely long life.



- 9000 litre pump - standard up to 2000 gallons
- 11000 litre pump - standard from 2300 gallons upwards
- 14000 litre pump - optional extra




## Pump Improvements

Upgrade your pump for maximum performance.....




### Go Safer

Hydraulically driven pumps offer greater safety to the operator by eliminating the need for a PTO. This allows for increased efficiency with constant spreading while turning corners without any damage to the pump.



### Go Faster

Switch between vacuum and spreading at convenience and speed. Have your tank primed for refilling before you even reach the pit with a hydraulic change-over added to your pump.



### Go Quieter

Reduce noise levels during pump operation and provide a cleaner environment around your farm. Exhaust fumes are diverted through the chassis where excess oil is collected to keep your pump and yard cleaner.



## Centrifugal Systems

It's raining down...



Jurop Julia 84 Centrifugal System  
*standard up to 2000 gallon*

Vacuum / Centrifugal  
9000 / 5000 lpm

Jurop Julia 106 Centrifugal System  
*standard from 2300 gallon upwards*

11000 / 5000 lpm

### Features

HiSpec use Jurop Julia centrifugal pumps for the disposal of slurry under wet conditions. A hydraulically operated rain-gun can jet the slurry through 360° and up to a distance of 45m. A stonetrap and wide angle PTO are provided as standard for additional pump protection. Centrifugal systems are ideal for spreading slurry in wet weather or over unfavourable ground conditions.



Optional up/down movement can also be specified for more control. For connection to an umbilical system, a Battioni Garda or Doda pump is also available.

### Standard

Rotates through 360° for ultimate control and spreading



### Optional

Up and down movement can be added for those hard to reach places





## Umbilical Pumps

Spreading over distance...



HiSpec vacuum tanks can be used in conjunction with an umbilical hose system. We offer a range of pumps dependent upon the pumping distance required.

Jurop Julia centrifugal system	400 metres
Battioni Garda centrifugal system	700 metres
Doda c/w hydraulic Jurop pump	1,000 metres

For the most secure connection to your piping we recommend a SAFALLA arm. This comprises of an automatic connection between your tanker and your umbilical pipe system. A SAFALLA arm is connected to a non-return valve and this eliminates the need to be constantly getting in and out of the tractor, handling dirty pipes and opening and closing hand-operated valves.

## Unloading Booms

Over the hedge refilling...



The unloading boom is designed to feed an additional working tanker in the field. The boom is ideal where travel distances are increased and time savings are required. There is also the added benefit of one tanker remaining in the field at all times. This also saves slurry and mud from being carried onto the road.

The unloading boom can be rotated hydraulically through 270° from the tractor, thus making it possible to unload on both the left and right hand sides of the tanker. The boom length of 4.8m means that hedges can be easily bridged.





### Autofill

Fill from the comfort of your cab...

No waiting around.....keep on the move. You the operator are in complete control, all from the comfort of your cab. Our hydraulically operated autofill maximises productivity and operator comfort whilst also reducing work time.

Available in either 6 or 8", the autofill requires only a single double acting valve for use. The autofill is side mounted as standard, with an option of centre mounted to fill from either side.

### Turbofill

Fill at turbo speed...

Experience the ultimate in filling speed with a turbofill. A hydraulically driven turbofill enables higher capacities at a faster rate without overloading the pump. This will reduce the filling time as the slurry is essentially forced into the tank via the turbofill.

The turbofill is particularly suited to larger capacity tankers where the full benefit of filling will be seen in shorter times. It can also help where the level of the pit has dropped and the vacuum pump is pulling slurry up from greater depths.





## Lighting

Be safe...be seen...

Travelling on the road, add additional road lighting to your tanker to be safe and be seen. HiSpec vacuum tanks are fitted with LED road-lights as standard. Additional road-lights and beacons can be added to increase visibility and provide warnings to other road users.

Working into the night or late in the evenings, you can also add work-lights to your tank to keep the work going. Reversing or discharge cameras can also be fitted for manoeuvring into those difficult places or watching your spreading pattern.



Beacon    Worklight    Strobe Beacons    Road Lights    Hamburger    Reversing Camera

## Safety

Improved braking and stopping power...

Greater roadwork and higher tractor speeds means that safety must be a top priority when fitting out your tanker. The majority of HiSpec tankers are fitted as standard with high speed commercial axles complete with 420x180 hydraulic brakes. For additional safety and performance, air brakes can also be added. Air brakes will provide increase stopping power and smoother braking control at higher speeds.

Anti-lock braking systems can also be requested for higher speed capabilities. ABS will prevent locking of the wheels in braking situations providing the operator with maximum control.



- |                        |                          |                            |
|------------------------|--------------------------|----------------------------|
| 1 - Sliding Topfill    | 5 - Numberplate Holder   | 9 - 6" Quick Attach        |
| 2 - Injector Feed Pipe | 6 - Injector Connections | 10 - Stonetrapp            |
| 3 - Portholes          | 7 - Manhole              | 11 - 6" Blanked Fill Point |
| 4 - Strobe Beacons     | 8 - Hamburger Lights     | 12 - Four Point Linkage    |



## Paint or Galvanise

Protect your tank in all conditions...

HiSpec tanks are supremely welded to give the strongest and best built tank on the market. In keeping with this professional finish, all HiSpec tanks are shot-blasted prior to painting in a strong durable red paint to provide the perfect finish. Furthermore, you can customise your tanker to your fleet of tractors with a wide range of colours available.

For maximum protection, vacuum tankers can be hot dipped in a galvanise bath to provide an anti-corrosion coating both inside and out. The quality of workmanship in HiSpec vacuum tanks together with your choice of finish ensures that you have a tank with an extremely long working life.







## Dribble Bar

Slurry is dribbled towards the ground via specially designed slurry boots or rigid hose. These boots or rigid hoses will dribble the manure without contact to the ground. We can offer dribble bars from AgQuip and Vogelsang with widths available between 6 and 24 metres.



## Trailing Shoe

Slurry is applied to the ground through a spring loaded boot. The spring technique is designed to create “active pressure” on the ground at all times. This serves two purposes. Firstly, it opens the soil near the crop for the increased nutrient uptake, and secondly to reduce contamination. HiSpec offers AgQuip or Bomech trailing shoes, from 5.3m to 18m widths.



## Injector Disc

Slurry is injected directly into the ground via a cutting disc with rear trailing slurry boot. Maximum nutrient uptake and reduced nitrogen loss is provided by direct placement of the slurry. Evaporation and odour is also reduced by grass or crop covering.





**VOGELSANG**

## Vogelsang Swing Up Dribble Bar

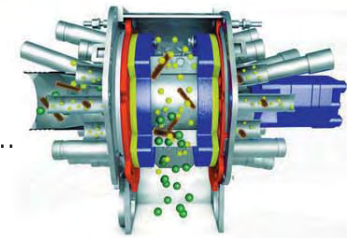
Maximum performance & flexibility...

Vogelsang SwingUp Dribble Bars are available in working widths of 7.5 to 24 m. Vogelsang have developed this dribble bar system for universal use. Weighing only 1 ton with 12 m of working width, it is particularly light and only requires a slight amount of pull.

SwingUp also means superior distribution precision. This is enabled by the ExaCut macerator, the flexible hoses that adapt to the shape of the ground, and the rigid end hoses that precisely deposit the slurry onto the ground. Hoses on the

**Exacut at Work**

Maximum reliability...



Vogelsang dribble bar system are all equal lengths, this allows the liquid manure to spread equally to land, and also allows accurate application when starting on headland or the last tanker load. For this reason, the hose material and composition of the plastic were developed specially for Vogelsang. The production process in which the hoses are not rolled up is also unique as it ensures the end hoses are always straight and accurate. The most important feature of this is that the liquid manure is distributed in the crops as close to the ground as possible.






Vogelsang are at the forefront of macerator production through their innovation and progress over the last 80 years to make them a leading global engineering company. Today, Vogelsang develop, manufacture and distribute some of the most innovative and reliable machines and systems for agriculture, municipalities and industry.

## Vogelsang Exacut

Precision Maceration...



When it comes to precision macerator requirements, the ExaCut is unbeatable. Thanks to its high performance capability, the world's smallest precision distributor is well suited for use as a distributor in a dribble bar or trailing shoe system. It cuts and distributes in one step.

The ExaCut macerator also makes highly compact designs possible and enables large working widths when paired together. With ExaCut, working widths of up to 36 metres and systems with up to 96 outputs are possible. In addition, all ExaCuts are equipped with a heavy material separator, so stones and metal parts can be easily removed.



## Bomech Disc Injector

The Bomech Disc Injector is available in working widths from 4.8 to 7.2m. The disc injector is attached to tanks with a linkage system on the rear. With a disc injector, the grass can absorb nutrients quicker and pollution is minimised via injection of the slurry directly into the soil. Following application of the slurry, the grass covering will prevent evaporation of valuable nutrients.









## Bomech Trailing Shoe

A Bomech trailing shoe will deliver the most efficient use of your slurry. Tempered steel shoes gently part the grass sideways and create a uniform channel for the slurry. The slurry is then deposited directly onto the ground underneath the leaves. The creation of this channel allows the plants faster access to absorb the nutrients and avoids contamination of the leaves.

The Bomech trailing shoe technology with “active contact pressure” of at least 6-10 kg per shoe provides optimal nutrition usage to plants. Reducing leaf contamination also improves the quality of the basic feed and boosts the cattle’s feed intake. Once spreading is complete, the parted leaves come together again, thus minimising evaporation and saving on artificial fertilisers.

The durable rubber nozzles distribute the slurry evenly and without blockages. The combination of automatic level adjustment and individual trailing shoe suspension allows the Bomech to adjust to even the most difficult landscape conditions. Despite the wide working widths, there is little traction required to move the machine.

Spreading via splashplate will result in up to 80% of available nitrogen being lost to the atmosphere as ammonia. Bomech trailing shoes will reduce nitrogen losses by direct placement of the slurry on the ground, which then allows the grass covering to prevent evaporation of valuable nutrients.

Trials have shown that trailing shoe techniques will cut losses by 69% and also increase grass yield by 16%. Available in 5.3m to 18m working widths.







## AgQuip Dribble Bar

AgQuip dribble bars use innovative distribution boots to ensure precision application of the slurry directly onto the surface, thus eliminating waste and greatly reducing contamination of the grass leaves.

The AgQuip dribble bar can be fitted to any HiSpec tanker without the need for additional brackets. The dribble bar is mounted onto a quick release A-frame in place of the rear door. The lower section of the dribble bar can also pivot in place upon contact with the ground. The splashplate is also mounted as standard to ensure minimal downtime for the operator.

AgQuip dribble bars use a Vogelsang ExaCut macerator as standard to chop and distribute the slurry. The manure slurry enters the side inlet of the ExaCut and flows directly into the macerator. The chopping rotor, driven via hydraulic motor, distributes the slurry to the dribble hoses. The rotor is designed to rotate in both directions to prevent clogging and reduce maintenance. A stonetrap is also provided as standard to the ExaCut macerator for collection of foreign objects.

AgQuip dribble bars are currently available in 6 or 7 metre working widths, and fold up neatly behind the tanker for transport.





## AgQuip Trailing Shoe

AgQuip trailing shoes use hardened boots to distribute the slurry to the ground. The downward pressure provided by the lifting mast on the shoe ensures that a uniform channel is scraped into the ground for the slurry.

This downward pressure is essential to create a spring force in the feet of the shoe. This action also helps the shoe to part the grass leaf and ensures that contamination is reduced.

The AgQuip trailing shoe uses a Vogelsang ExaCut macerator with automatic reverse as standard. The trailing shoe unit is controlled via electric control box in the cab for ease of use.

AgQuip trailing shoes are available in 6 or 7.5 metre working widths, and fold up behind the tanker for transport.



### Vogelsang Rotacut Chopper

Vogelsang Rotacut chopper macerates slurry on the inlet pipe to ensure no blockages during spreading. A hydraulic driven motor and blades chop fibrous material during the filling period. Forward and reverse cutting for prolonged blade life.



### Krohne Flow Meter

Monitor slurry spread and control flow rates with your applicator using a Krohne Flow-meter.



### Trimble Navigation

High quality guidance capabilities. Ideal for farmers who want precision application functionality.





## TYRE CHOICE

### SA-S Range

Single Axle - Standard

Model	Standard Tyres
<b>800 SA-S</b>	15 x 22.5
<b>1000 SA-S</b>	15 x 22.5
<b>1150 SA-S</b>	15 x 22.5
<b>1350 SA-S</b>	15 x 22.5
<b>1600 SA-S</b>	550/60 R22.5 FL648
<b>2000 SA-S</b>	560/60 R22.5 FL630



15 x 22.5	16.5 x 22.5	550/60 R22.5 FL648	560/60 R22.5 FL630	B20	21.3 x 24
385 (15") 1080 (42")	420 (16") 1100 (44")	550 (22") 1240 (49")	543 (22") 1244 (49")	530 (21") 1280 (51")	540 (21") 1400 (55")

#### Tyres for SA-S Range

The SA-S range of tankers are fitted with wheels outside of the body. This range of tanker and tyres are designed for speeds  $\leq 25\text{km/h}$ . The most common choice of tyre for our SA-S range is the 550/60 R22.5 FL648 (flotation pattern) as the weight of the tanker is spread over a greater area. If sloped ground is an issue around your farm, then the 21.3 x 24 tyre will provide greater grip on sloped areas.

### SA-R Range

Single Axle - Recessed

Model	Standard Tyres
<b>1350 SA-R</b>	750/70 R26 Alliance
<b>1600 SA-R</b>	750/70 R26 Alliance
<b>2000 SA-R</b>	750/70 R26 Alliance
<b>2300 SA-R</b>	750/70 R26 Alliance
<b>2600 SA-R</b>	800/65 R32 Alliance
<b>3000 SA-R</b>	750/60 R30.5 Trelleborg



23.1 x 26	750/70 R26 Alliance	800/65 R32 Alliance	750/60 R30.5 Trelleborg
590 (23") 1600 (63")	750 (29") 1780 (70")	800 (31") 1850 (73")	790 (31") 1680 (66")

#### Tyres for SA-R Range

The SA-R range of tankers comes with Alliance or Trelleborg tyres as standard. Alliance and Trelleborg are premium quality radial tyres for heavy-duty, field and hauling jobs. Alliance and Trelleborg offer higher load capacity when compared with other tyre manufacturers. For speeds up to 50km/h we would recommend fitting Alliance 800/65 R32 or Trelleborg tyres for even greater carrying capacity.

### TD-R Range

Tandem Axle - Recessed

Model	Standard Tyres
<b>3000 TD-R</b>	750/60 R30.5 BKT FL693
<b>3500 TD-R</b>	750/60 R30.5 BKT FL693
<b>4000 TD-R</b>	750/60 R30.5 BKT FL693



## TD-S Range

Tandem Axle - Standard

Model	Standard Tyres
<b>2000 TD-S</b>	560/60 R22.5 FL630
<b>2500 TD-S</b>	560/60 R22.5 FL630
<b>3000 TD-S</b>	560/60 R22.5 FL630
<b>3500 TD-S</b>	560/60 R22.5 FL630
<b>4000 TD-S</b>	560/60 R22.5 FL630



560/60 R22.5 FL630	560/60 R22.5 BKT FL693 600/50 R22.5 BKT FL693	600/55 R26.5 Alliance 885 650/55 R26.5 Alliance 885	600/55 R26.5 BKT FL630 650/55 R26.5 BKT FL630 710/50 R26.5 BKT FL630	600/55 R26.5 BKT FL693 650/55 R26.5 BKT FL693 710/50 R26.5 BKT FL693
543 (22") 1244 (49")	545 (21") 1245 (49") 611 (24") 1175 (46")	625 (25") 1345 (53") 648 (26") 1388 (55")	611 (24") 1333 (52") 645 (25") 1389 (55") 727 (29") 1383 (55")	611 (24") 1333 (52") 645 (25") 1389 (55") 727 (29") 1383 (55")

### Tyres for TD-S Range

With tyre choice such an important factor for tandem tankers, HiSpec offers a wide range of options to suit every need. We can offer BKT FL630 and Alliance 885 flotation tyres for field use enabling higher traction and superior distribution of pressure to the ground. A lower rolling resistance and extra thick reinforced sidewalls ensure maximum fuel efficiency and reduced tyre wear. For increased roadwork (70%), HiSpec can provide BKT Ridemax tyres which have excellent all round performance and self-cleaning properties.



750/60 R30.5 BKT FL693	750/60 R30.5 Trelleborg	750/60 R30.5 Alliance 390
750 (30") 1675 (65")	790 (31") 1680 (66")	770 (30") 1685 (66")

### Tyres for TD-R Range

The TD-R tanker is designed to truly travel anywhere. Large recessed wheels and a huge tyre surface area ensures that the weight of the tanker is transferred over a large contact area. TD-R tankers also come standard with rear steering to further improve manoeuvrability. Standard on BKT 750/60 R30.5 Ridemax, TD-R tankers can also be fitted with Trelleborg Twin Radials or Alliance to suit other applications.

## TRI-S Range

Tridem Axle - Standard

Model	Standard Tyres
<b>4000 TRI-S</b>	600/50 - 22.5 FL648
<b>4500 TRI-S</b>	600/50 - 22.5 FL648
<b>5000 TRI-S</b>	600/50 - 22.5 FL648



600/50 R22.5 FL648	600/50 R22.5 BKT FL693
611 (24") 1175 (46")	595 (23") 1220 (48")

### Tyres for TRI-S Range

TRI-S tankers have the largest carrying capacity in the HiSpec vacuum range. This weight is distributed over three axles and six tyres. TRI-S tankers have front and rear steering as standard and tyre choice will help to travel over land. Fitted as standard with 600/50 R22.5 FL648 provides good ground flotation, however BKT 600/50 R22.5 Ridemax tyres can be fitted for more roadwork.

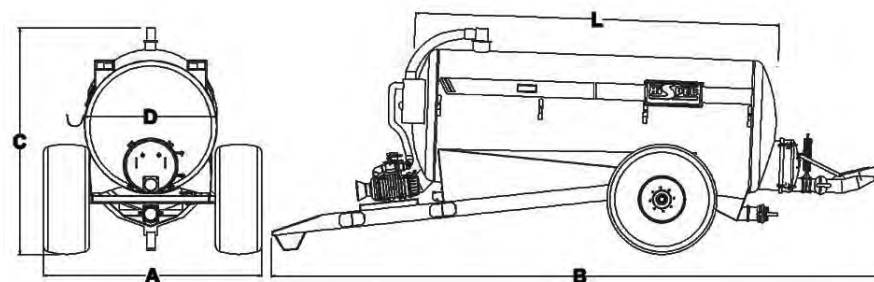


## TECHNICAL DETAILS

### SA-S Range

Single Axle - Standard

Ring hitch, parking brake, 9000 litre Jurop pump, PTO, manual pump changeover, protection shut off syphon, 6mm barrel, anti-implosion rings, 3" sight glasses (x2), 6" galvanised fill point c/w quick attach (x1), 6" blank fill points (x3), 6" hose carriers (1 side), 6" x 15' suction hose, hydraulic brakes, LED lights, 600mm galvanised hinged door, low trajectory splash-plate, 2" wash-down adapter, HiSpec red paint finish.

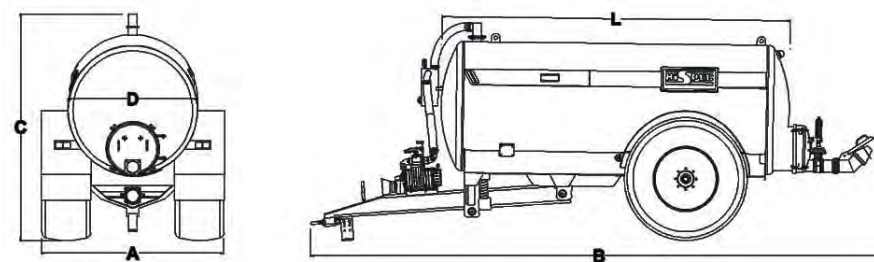


Model	Tyres	Axle size	Brake size	Pump	Width A	Length B	Height C	Diameter D	Length L	Weight
				lpm	mm	mm	mm	mm	mm	kgs
<b>800 SA-S</b>	15 x 22.5	80x80	300x90	9000	2400	5540	2360	1220	3020	1550
<b>1000 SA-S</b>	15 x 22.5	80x80	300x90	9000	2400	6020	2450	1372	3295	1780
<b>1150 SA-S</b>	15 x 22.5	80x80	300x90	9000	2400	6295	2450	1372	3570	1840
<b>1350 SA-S</b>	15 x 22.5	80x80	300x90	9000	2400	6425	2550	1524	3670	2070
<b>1600 SA-S</b>	550/60 R22.5 FL648	80x80	300x90	9000	2550	7245	2650	1524	4250	2350
<b>2000 SA-S</b>	560/60 R22.5 FL630	100x100	400x80	9000	2560	7305	3020	1740	4260	3500

### SA-R Range

Single Axle - Recessed

Swivel ring hitch, sprung drawbar, parking brake, Jurop pump, PTO, manual pump changeover, protection shut off syphon, 6mm barrel, anti-implosion rings, internal baffles, 3" sight glasses (x2), 6" galvanised fill point c/w quick attach (x1), 6" blank fill points (x3), 6" hose carriers (1 side), 6" x 15' suction hose, commercial axle c/w 420x180 hydraulic brakes, LED lights, built-in round mudguards, 600mm galvanised hinged door, low trajectory splash-plate, 2" wash-down adapter, HiSpec red paint finish.



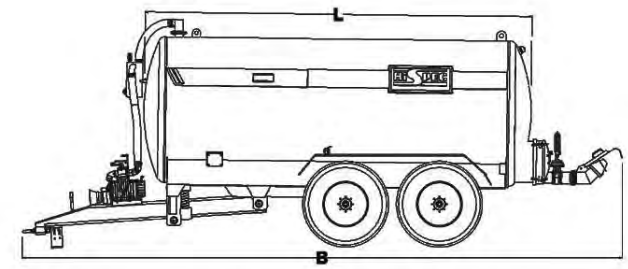
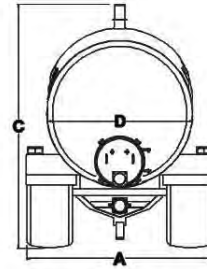
Model	Tyres	Axle	Axle size	Brake size	Commercial Axle	Pump	Width A	Length B	Height C	Diameter D	Length L	Weight
						lpm	mm	mm	mm	mm	mm	kgs
<b>1350 SA-R</b>	750/70 R26 Alliance	Stepped	150x150	420x180	✓	9000	2580	6425	2820	1524	3670	2550
<b>1600 SA-R</b>	750/70 R26 Alliance	Stepped	150x150	420x180	✓	9000	2580	7245	2820	1524	4250	2850
<b>2000 SA-R</b>	750/70 R26 Alliance	Stepped	150x150	420x180	✓	9000	2580	7305	3020	1740	4260	3680
<b>2300 SA-R</b>	750/70 R26 Alliance	Stepped	150x150	420x180	✓	11000	2580	7245	3050	1866	4300	3910
<b>2600 SA-R</b>	800/65 R32 Alliance	Stepped	150x150	420x180	✓	11000	2610	8145	3050	1866	4910	4470
<b>3000 SA-R</b>	750/60 R30.5 Trelleborg	Straight	150x150	420x200	✓	11000	2610	8775	3200	1866	5540	4780



## TD-S Range

Tandem Axle - Standard

Swivel ring hitch, sprung drawbar, parking brake, Jurop pump, PTO, manual pump changeover, protection shut off syphon, 6mm barrel, anti-implosion rings, internal baffles, 3" sight glasses (x2), 6" galvanised fill point c/w quick attach (x1), 6" blank fill points (x3), 6" hose carriers (1 side), 6" x 15' suction hose, tandem sprung axle, hydraulic brakes, LED lights, mudguards, 600mm galvanised hinged door, low trajectory splash-plate, 2" wash-down adapter, HiSpec red paint finish.

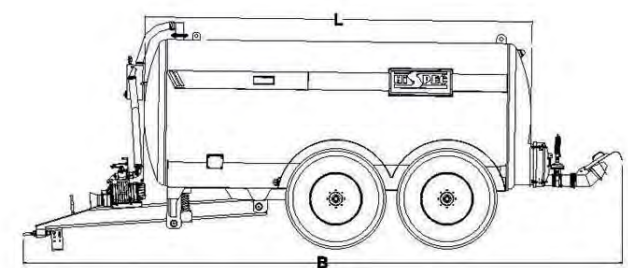
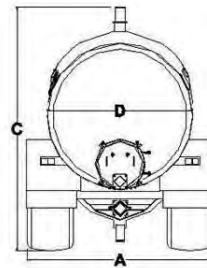


Model	Tyres	Steering	Axle size	Brake size	Commercial Axle	Pump	Width A	Length B	Height C	Diameter D	Length L	Weight
						lpm	mm	mm	mm	mm	mm	kgs
<b>2000 TD-S</b>	560/60 R22.5 FL630	✗	120x120	420x180	✓	9000	2660	7305	2850	1740	4230	4680
<b>2600 TD-S</b>	560/60 R22.5 FL630	✓	120x120	420x180	✓	11000	2660	8145	3200	1866	4910	5980
<b>3000 TD-S</b>	560/60 R22.5 FL630	✓	120x120	420x180	✓	11000	2660	8775	3200	1866	5540	6350
<b>3500 TD-S</b>	560/60 R22.5 FL630	✓	120x120	420x180	✓	11000	2660	8915	3200	1866	5670	6650
<b>4000 TD-S</b>	560/60 R22.5 FL630	✓	120x120	420x180	✓	11000	2660	8500	3350	1993	5660	6850

## TD-R Range

Tandem Axle - Recessed

Swivel ring hitch, sprung drawbar, parking brake, 11000 litre Jurop pump, PTO, manual pump changeover, protection shut off syphon, 6mm barrel, anti-implosion rings, internal baffles, 3" sight glasses (x2), 6" galvanised fill point c/w quick attach (x1), 6" blank fill points (x3), 6" hose carriers (1 side), 6" x 15' suction hose, tandem commercial sprung axle c/w rear steering, 420x180 hydraulic brakes, LED lights, built-in round mudguards, 600mm galvanised hinged door, low trajectory splash-plate, 2" wash-down adapter, HiSpec red paint finish.



Model	Tyres	Steering	Axle size	Brake size	Commercial Axle	Pump	Width A	Length B	Height C	Diameter D	Length L	Weight
						lpm	mm	mm	mm	mm	mm	kgs
<b>3000 TD-R</b>	750/60 R30.5 BKT FL693	✓	120x120	420x180	✓	11000	2850	8775	3200	1866	5960	6900
<b>3500 TD-R</b>	750/60 R30.5 BKT FL693	✓	120x120	420x180	✓	11000	2850	9575	3200	1866	6000	7150
<b>4000 TD-R</b>	750/60 R30.5 BKT FL693	✓	120x120	420x180	✓	11000	2850	9575	3350	1993	6000	7450

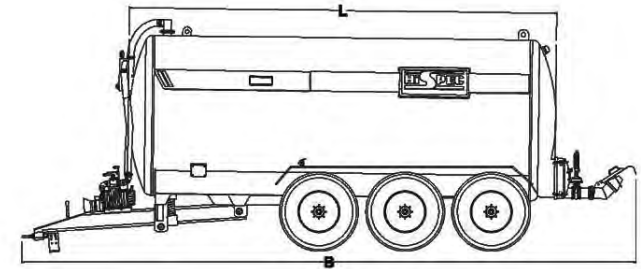
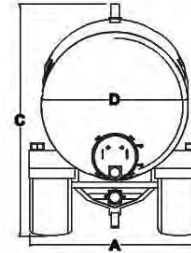


## TECHNICAL DETAILS

### TRI-S Range

Tridem Axle - Standard

Swivel ring hitch, sprung drawbar, parking brake, 11000 litre Jurop pump, manual pump changeover, protection shut off syphon, 6mm barrel, anti-implosion rings, internal baffles, 3" sight glasses (x2), 6" fill point c/w quick attach (x1), 6" blank fill points (x3), 6" hose carriers (1 side), 6" x 15' suction hose, tridem sprung axle c/w front and rear steering, 420x180 hydraulic brakes, LED lights, mudguards, 600mm galvanised hinged door, low trajectory splash-plate, 2" wash-down adapter, HiSpec red paint finish.



Model	Tyres	Steering	Axle size	Brake size	Commercial Axle	Pump	Width A	Length B	Height C	Diameter D	Length L	Weight
						lpm	mm	mm	mm	mm	mm	kg
<b>4000 TRI-S</b>	600/50 – 22.5 FL648	✓	(120) x 3	420x180	✓	11000	2710	8260	3400	2133	6160	7750
<b>4500 TRI-S</b>	600/50 – 22.5 FL648	✓	(120) x 3	420x180	✓	11000	2710	8500	3400	2133	6410	7980
<b>5000 TRI-S</b>	600/50 – 22.5 FL648	✓	(120) x 3	420x180	✓	11000	2710	8750	3400	2133	6660	8250

**The only tanker giving you more gallons**

Each HiSpec tanker holds its size...

#### Options List - Overview

##### Level Indicator

3" sight glass  
Portholes  
Sight tube

##### Pump

Centrifugal pump system  
Exhaust  
Hydraulic changeover  
Hydraulic driven pump  
Umbilical pumps  
Wide angle

##### Lights

LED beacon  
LED worklight  
LED road-lights  
LED strobe beacon

##### Attachments

6" quick attach  
8" quick attach

##### Autofill

6" autofill  
8" autofill  
Turbofill

##### Service

Central greasing point  
Hand-wash  
Toolbox

##### Body

Full dished door  
Galvanise  
Internal agitator  
Lifting jack  
Stonetrap  
Top-fill  
Unloading boom

##### Safety

ABS  
Air brakes  
Axles  
Camera  
Hitch

##### Linkages

Four point linkage

##### Tyres

Alliance  
BKT  
Trelleborg

##### Slurry Applicators

AgQuip Dribble Bar  
AgQuip Trailing Shoe  
Bomech Disc injector  
Bomech Trailing shoe  
Transpread Dribble Bar  
Vogelsang Dribble bar

##### Accessories

Flow meter  
GPS navigation  
Rotacut



## HiSpec Parts & Service

Ensure your HiSpec vacuum tank performs to its maximum with genuine HiSpec parts. The HiSpec dealer network and product support ensures we have all the parts to keep you working.



HiSpec slurry tankers have built a strong reputation throughout the years for their high quality and minimal maintenance machines. We are always striving to improve our products whenever it is possible to do so and we would love to hear your comments and receive photographs of your HiSpec products under our Contact Us section of our website or via social media.



### HiSpec Engineering

Station Road  
Bagenalstown  
Co. Carlow  
R21 E038  
Ireland

**T** +353 (0) 59 97 21929  
**F** +353 (0) 59 97 21980  
**E** sales@hispec.net  
**W** www.hispec.net







## HiSpec Engineering

Station Road  
Bagenalstown  
Co. Carlow  
R21 E038  
Ireland  
Tel: +353 (0) 59 97 21929  
Fax: +353 (0) 59 97 21980  
E-mail: [sales@hispec.net](mailto:sales@hispec.net)  
[www.hispec.net](http://www.hispec.net)

Dealer Stamp

